



Speed Queen®

The Proven Performer in Laundry




NEW MOP-WASH SOLUTION FOR SOFT MOUNTS

NEW Mop-wash solution

OVERVIEW

- Product category: SY line
- Capacities: 65 – 80 – 105 – 135 L
- Specialty: 7 special mop wash programs
- Extra logo: Yes
- Extra accessory available:
Dirt collector behind machines*



Launch: July 2019

NEW Mop-wash solution

PACKAGE

- Approvals: CE; CE+EAC; CE+Watermark; No certification
- Actuation: OPL only
- Control: Aries Elite
- Heating: all available
- Voltage: only 3phase versions
- G factor: 400 G only
- Water & drain: 2x water inlets and 1x drain as standard (other combinations optionally available)
- Extra standard: USB + RS485 plug on rear panel
- Drum perforation: 3,5mm only (standard perforation)



NEW Mop-wash solution

SPECIFIC PROGRAMS*

- 20 standard pre-set programs
+ 7 new tailored to mop heads wash, max 20 min.
- Mop programs created in collaboration with +8 years experienced expert
- Covering from new mop heads wash, thru 3 levels of soiling, including programs for thermo-desinfection.
- New programs currently available in English and German
- Functions with default ON:
 - Wait for temperature
 - Heating 100% time
 - Cool down

Program Library						
Position	Name	Temp	Description	Pre-wash	Main Wash	Rinses
#21	New Mop / Rags 90°C	90° C	Short wash for new mop heads	--	10 min	2x
#22	Mop Normal 60°C	60° C	Light soiled mop heads and rags	1x	15 min	2x
#23	Mop Intensive 60°C	60° C	Heavier soiled mop heads and rags	2x	20 min	2x
#24	Mop Desinfection 60°C	63° C	Thermal desinfection	2x	20 min	2x
#25	Mop Normal 40°C	40° C	Light soiled mop heads and rags	1x	15 min	2x
#26	Mop Intensive 40°C	40° C	Heavier soiled mop heads and rags	2x	20 min	2x
#27	Mop Desinfection 40°C	43° C	Thermal desinfection	2x	20 min	2x

NEW Mop-wash solution

ACCESSORIES



- A Specific Dirt Collector is available to be adapted to all SY line washers on the back.
- To fit perfectly the dirt collector on the washers, a 200 mm base frame must also be ordered.

Dirt collector part numbers:

- For 65-80L = 570845
- For 105-135L = 570846

Base frame part numbers:

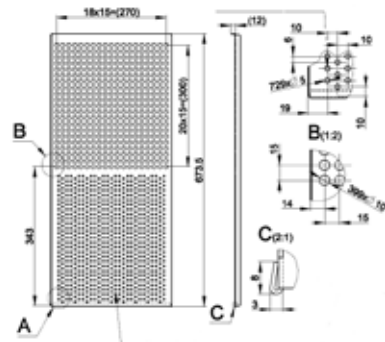
- For 65L = 551901
- For 80L = 547716
- For 105L = 547725
- For 135L = 547734



NEW Mop-wash solution

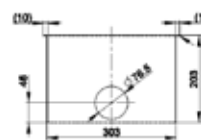

ACCESSORIES

- Material: AISI 304
- Filter: Removable with 2 different dimensions of perforation



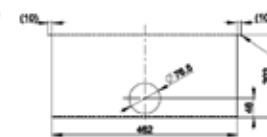

For capacity 65-80 L:

Dimensions: 203 x 710 x 303 mm (HxWxD)



For capacity 105-135 L:

Dimensions: 203 x 795 x 452 mm (HxWxD)





Speed Queen®

The Proven Performer in Laundry



FOR FURTHER DETAILS, PLEASE CONTACT YOUR DISTRIBUTOR